

DETECTION OF DIF WITH difNLR PACKAGE

Adéla Drabinová, Patrícia Martinková

IMPS, Columbia University, New York City, July 11, 2018

Institute of Computer Science of the Czech Academy of Sciences

Faculty of Mathematics and Physics, Charles University

Faculty of Education, Charles University

Table of contents

1. Motivation
2. Generalized logistic models for DIF detection
3. Generalized logistic model for DDF detection
4. difNLR package
5. Features and Troubleshooting
6. Learn more

Motivation

Classifications of DIF detection methods with respect to

matching criterion

- based on latent score
(IRT models)
- based on total score
(Mantel-Haenszel test, logistic regression)

Classifications of DIF detection methods with respect to

matching criterion

- based on latent score
(IRT models)
- based on total score
(Mantel-Haenszel test, logistic regression)

possibility of guessing/inattention

- accounting for
(3PL and 4PL IRT models)
- not accounting for
(Mantel-Haenszel test, logistic regression)

Classifications of DIF detection methods with respect to

matching criterion

- based on latent score
(IRT models)
- based on total score
(Mantel-Haenszel test, logistic regression)

possibility of guessing/inattention

- accounting for
(3PL and 4PL IRT models)
- not accounting for
(Mantel-Haenszel test, logistic regression)

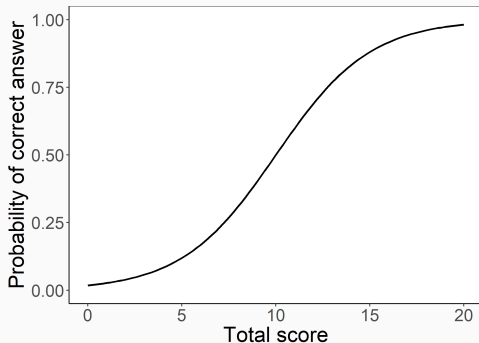
Need for simple tool with low rate of convergence issues and accounting for possibility of guessing/inattention

Generalized logistic models for DIF detection

Generalized logistic regression for DIF detection

$$P(Y_{pi} = 1 | X_p, G_p) = \frac{e^{\alpha_i (X_p - \beta_i)}}{1 + e^{\alpha_i (X_p - \beta_i)}}$$

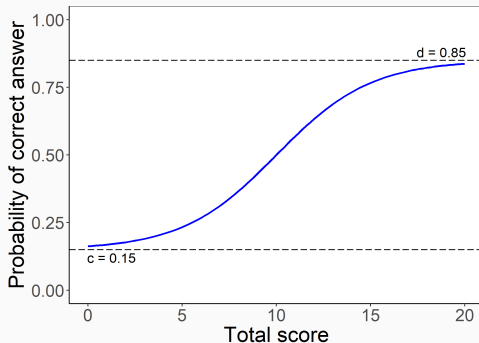
= probability of correct answer by person p on item i
 X_p total score, G_p group membership



Generalized logistic regression for DIF detection

$$P(Y_{pi} = 1 | X_p, G_p) = c_i + (d_i - c_i) \frac{e^{\alpha_i (X_p - \beta_i)}}{1 + e^{\alpha_i (X_p - \beta_i)}}$$

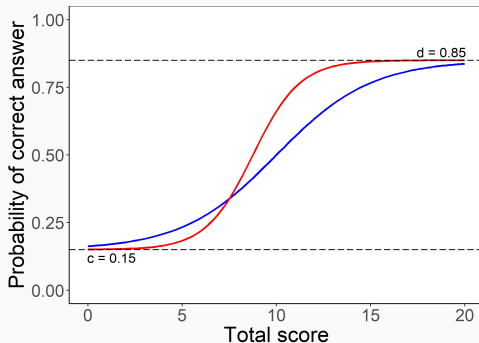
= probability of correct answer by person p on item i
 X_p total score, G_p group membership



Generalized logistic regression for DIF detection

$$P(Y_{pi} = 1 | X_p, G_p) = c_i + (d_i - c_i) \frac{e^{\alpha_{iG_p}(X_p - \beta_{iG_p})}}{1 + e^{\alpha_{iG_p}(X_p - \beta_{iG_p})}}$$

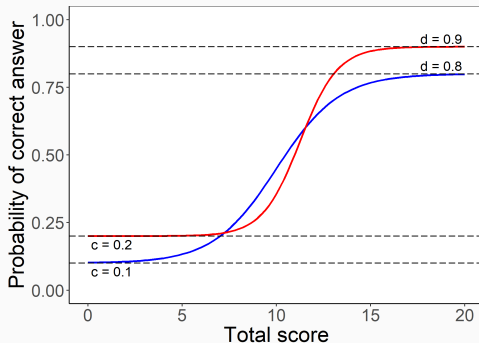
= probability of correct answer by person p on item i
 X_p total score, G_p group membership



Generalized logistic regression for DIF detection

$$P(Y_{pi} = 1 | X_p, G_p) = c_{iG_p} + (d_{iG_p} - c_{iG_p}) \frac{e^{\alpha_{iG_p}(X_p - \beta_{iG_p})}}{1 + e^{\alpha_{iG_p}(X_p - \beta_{iG_p})}}$$

= probability of correct answer by person p on item i
 X_p total score, G_p group membership



Generalized logistic model for DDF detection

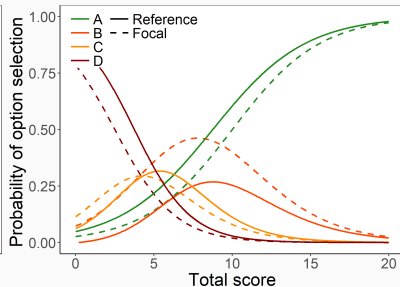
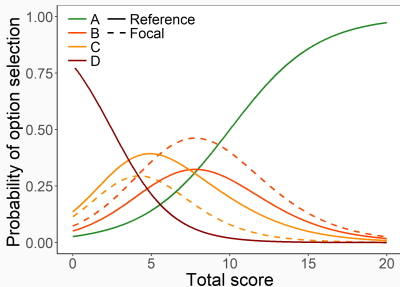
Multinomial regression

$$P(Y_{pi} = k | X_p, G_p) = \frac{e^{\alpha_{iG_p k}(X_p - \beta_{iG_p k})}}{1 + \sum_{l=1}^{K-1} e^{\alpha_{iG_p l}(X_p - \beta_{iG_p l})}} \quad (\text{distractor})$$

$$P(Y_{pi} = K | X_p, G_p) = \frac{1}{1 + \sum_{l=1}^{K-1} e^{\alpha_{iG_p l}(X_p - \beta_{iG_p l})}} \quad (\text{correct answer})$$

= probability of option selection by person p on item i

X_p total score, G_p group membership



difNLR package

difNLR: DIF and DDF detection by non-linear regression models

- R package

- Version 1.2.2 on 

```
install.packages("difNLR")
```

- The newest development version on 

```
devtools::install_github("drabinova/difNLR")
```

- Run it with

```
library("difNLR")
```

- Try some features online

```
https://shiny.cs.cas.cz/ShinyItemAnalysis/
```

DIF detection - difNLR() function

What needs to be specified:

```
difNLR(Data, group, focal.name, model, ...)
```

Options

- 11 predefined models

```
"2PL", "3PLc", "4PL", ...
```

- Arguments **constraints** and **type** to specify further models

```
model = "4PL", constraints = "a", type = "cd"
```

- Models can be item specific

Example (Drabinová & Martinková, 2018)

Generated data with 4 DIF items (5, 8, 11 and 15)

```
dim(df)
[1] 1000  16

head(df)
  I1 I2 I3 I4 I5 I6 I7 I8 I9 I10 I11 I12 I13 I14 I15 group
1  0  1  1  1  1  1  0  0  1  1  1  1  1  0  1  0
2  0  1  1  0  1  1  0  0  1  1  1  0  0  1  0  0
3  0  1  0  0  1  1  0  0  1  0  1  0  1  0  1  0
4  1  1  1  0  1  1  0  0  1  1  1  1  0  0  1  0
5  1  1  0  1  1  1  0  0  1  1  1  1  1  0  1  0
6  0  1  0  0  1  0  0  0  1  0  0  0  0  0  1  0

DataDIF <- df[, 1:15]
groupDIF <- df[, 16]
```

Drabinová, A. & Martinková, P. (2018) difNLR: Generalized logistic regression models for DIF and DDF detection. Submitted.

```
(fit1 <- difNLR(DataDIF, groupDIF,  
               focal.name = 1,  
               model = "4PL",  
               type = "all"))
```

```
(fit1 <- difNLR(DataDIF, groupDIF,
  focal.name = 1,
  model = "4PL",
  type = "all"))
```

Detection of all types of differential item functioning
using generalized logistic regression model

Generalized logistic regression
likelihood ratio chi-square statistics based on 4PL model

Parameters were estimated with non-linear least squares

Item purification was not applied
No p-value adjustment for multiple comparisons

	Chisq-value	P-value
I1	6.2044	0.1844
I2	0.2802	0.9911
I3	2.7038	0.6086
I4	5.8271	0.2124
I5	48.0052	0.0000 ***
I6	7.2060	0.1254
I7	3.2390	0.5187
I8	16.8991	0.0020 **
I9	2.1595	0.7064
I10	4.6866	0.3210
I11	69.5328	0.0000 ***
I12	8.1931	0.0848 .
I13	2.5850	0.6295
I14	2.9478	0.5666
I15	20.6589	0.0004 ***

Sign. codes: 0 '***' 0.001 '**' 0.01 '*' 0.05 '.' 0.1 ' ' 1
Detection thresholds: 9.4877 (significance level: 0.05)

Items detected as DIF items:

I5
I8
I11
I15

```
(fit1 <- difNLR(DataDIF, groupDIF,  
              focal.name = 1,  
              model = "4PL",  
              type = "all"))
```

```
# coefficients  
round(coef(fit1), 3)
```

```
(fit1 <- difNLR(DataDIF, groupDIF,
  focal.name = 1,
  model = "4PL",
  type = "all"))
```

```
# coefficients
round(coef(fit1), 3)
```

	a	b	c	d	aDif	bDif	cDif	dDif
I1	1.484	1.294	0.049	1.000	0.000	0.000	0.000	0.000
I2	1.176	0.153	0.000	1.000	0.000	0.000	0.000	0.000
I3	1.281	1.766	0.001	1.000	0.000	0.000	0.000	0.000
I4	1.450	0.421	0.000	1.000	0.000	0.000	0.000	0.000
I5	1.965	-1.147	0.000	0.868	-0.408	0.769	0.023	-0.006
I6	1.458	-0.527	0.000	0.954	0.000	0.000	0.000	0.000
I7	0.888	1.392	0.000	1.000	0.000	0.000	0.000	0.000
I8	1.162	1.407	0.000	0.866	-0.117	0.974	0.007	0.134
I9	1.482	-1.337	0.000	0.928	0.000	0.000	0.000	0.000
I10	1.375	-0.570	0.007	0.967	0.000	0.000	0.000	0.000
I11	1.071	-1.027	0.000	0.969	1.173	-0.499	0.000	0.011
I12	1.051	1.560	0.080	1.000	0.000	0.000	0.000	0.000
I13	1.009	1.348	0.084	1.000	0.000	0.000	0.000	0.000
I14	1.093	1.659	0.141	1.000	0.000	0.000	0.000	0.000
I15	0.875	-0.565	0.000	0.945	0.205	0.348	0.000	-0.142

```
(fit1 <- difNLR(DataDIF, groupDIF,  
               focal.name = 1,  
               model = "4PL",  
               type = "all"))
```

```
# coefficients
```

```
round(coef(fit1), 3)
```

```
# fit measures
```

```
AIC(fit1, item = 5)
```

```
BIC(fit1, item = 5)
```

```
logLik(fit1, item = 5)
```

```
(fit1 <- difNLR(DataDIF, groupDIF,
               focal.name = 1,
               model = "4PL",
               type = "all"))
```

```
# coefficients
```

```
round(coef(fit1), 3)
```

```
# fit measures
```

```
AIC(fit1, item = 5)
```

```
BIC(fit1, item = 5)
```

```
logLik(fit1, item = 5)
```

```
[1] 1166.81
```

```
[1] 1206.072
```

```
'log Lik.' -575.4048 (df=8)
```

```
(fit1 <- difNLR(DataDIF, groupDIF,
               focal.name = 1,
               model = "4PL",
               type = "all"))
```

```
# coefficients
```

```
round(coef(fit1), 3)
```

```
# fit measures
```

```
AIC(fit1, item = 5)
```

```
BIC(fit1, item = 5)
```

```
logLik(fit1, item = 5)
```

```
# prediction
```

```
predict(fit1, item = 5,
        match = 0, group = 0)
```

```
predict(fit1, item = 5,
        match = 0, group = 1)
```



```
(fit1 <- difNLR(DataDIF, groupDIF,
               focal.name = 1,
               model = "4PL",
               type = "all"))
```

```
# coefficients
```

```
round(coef(fit1), 3)
```

```
# fit measures
```

```
AIC(fit1, item = 5)
```

```
BIC(fit1, item = 5)
```

```
logLik(fit1, item = 5)
```

```
# prediction
```

```
predict(fit1, item = 5,
        match = 0, group = 0)
```

```
predict(fit1, item = 5,
        match = 0, group = 1)
```

```
I5  
0.7851739
```

```
I5  
0.5624883
```

```
(fit1 <- difNLR(DataDIF, groupDIF,
               focal.name = 1,
               model = "4PL",
               type = "all"))
```

```
# coefficients
```

```
round(coef(fit1), 3)
```

```
# fit measures
```

```
AIC(fit1, item = 5)
```

```
BIC(fit1, item = 5)
```

```
logLik(fit1, item = 5)
```

```
# prediction
```

```
predict(fit1, item = 5,
        match = 0, group = 0)
```

```
predict(fit1, item = 5,
        match = 0, group = 1)
```

```
# plotting ICC
```

```
plot(fit1, item = 5)
```

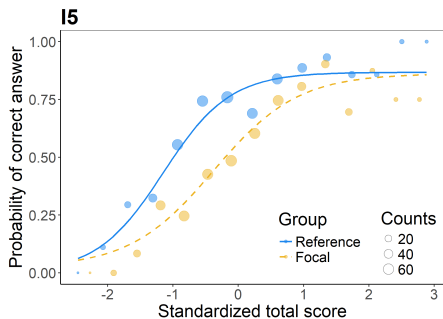
```
(fit1 <- difNLR(DataDIF, groupDIF,
               focal.name = 1,
               model = "4PL",
               type = "all"))
```

```
# coefficients
round(coef(fit1), 3)
```

```
# fit measures
AIC(fit1, item = 5)
BIC(fit1, item = 5)
logLik(fit1, item = 5)
```

```
# prediction
predict(fit1, item = 5,
        match = 0, group = 0)
predict(fit1, item = 5,
        match = 0, group = 1)
```

```
# plotting ICC
plot(fit1, item = 5)
```



What needs to be specified

```
ddfMLR(Data, key, group, focal.name, ...)
```

Example (Drabinová & Martinková, 2018)

Generated data with 2 DDF items (1 and 6)

```
summary(sapply(DataDDF, as.factor))
```

I1	I2	I3	I4	I5	
0:363	0:361	0:105	0:641	0:104	
1:434	1:437	1:345	1:260	1:299	
2:203	2:202	2:550	2: 99	2:597	
					group
I6	I7	I8	I9	I10	
0:454	0:354	0:214	0:556	0:315	0:500
1:323	1:377	1:224	1:294	1:334	1:500
2:172	2:212	2:291	2:115	2:241	
3: 51	3: 57	3:271	3: 35	3:110	

Drabinová, A. & Martinková, P. (2018) difNLR: Generalized logistic regression models for DIF and DDF detection. Submitted.

```
(fit2 <- ddfMLR(DataDDF,  
  group = "group",  
  focal.name = 1,  
  key = rep(0, 10)))
```

```
(fit2 <- ddfMLR(DataDDF,  
  group = "group",  
  focal.name = 1,  
  key = rep(0, 10)))
```

Detection of both types of Differential Distractor
Functioning using Multinomial Log-linear Regression model

Likelihood-ratio chi-square statistics

Item purification was not applied

No p-value adjustment for multiple comparisons

	Chisq-value	P-value
I1	29.5508	0.0000 ***
I2	1.1136	0.8921
I3	1.0362	0.9043
I4	4.1345	0.3881
I5	7.4608	0.1134
I6	47.0701	0.0000 ***
I7	1.3285	0.9701
I8	2.3629	0.8835
I9	10.4472	0.1070
I10	3.5602	0.7359

Sign. codes: 0 '***' 0.001 '**' 0.01 '*' 0.05 '.' 0.1 ' ' 1

Items detected as DDF items:

I1
I6

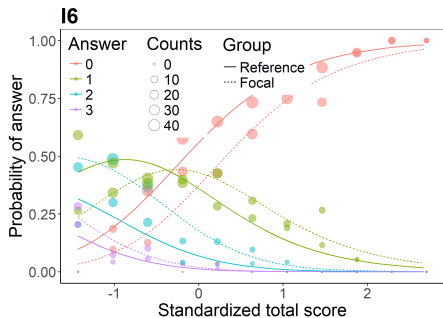
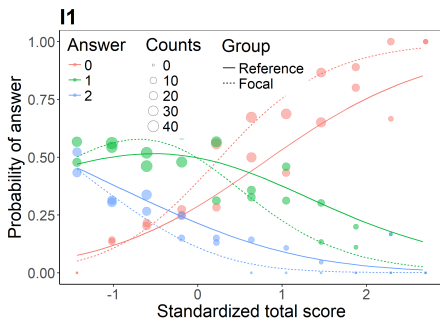
```
(fit2 <- ddfMLR(DataDDF,  
  group = "group",  
  focal.name = 1,  
  key = rep(0, 10)))
```

```
# plotting ICC
```

```
plot(fit2, item = fit2$DDFitems)
```

```
(fit2 <- ddfMLR(DataDDF,
  group = "group",
  focal.name = 1,
  key = rep(0, 10)))
```

```
# plotting ICC
plot(fit2, item = fit2$DDFitems)
```



Features and Troubleshooting

difNLR() function offers

- Two estimation methods (NLS, MLE)

```
difNLR(..., method = "nls")  
difNLR(..., method = "likelihood")
```

- Automatic initial values

In case of convergence issues

- Recalculation of initial values based on bootstrapped samples

```
difNLR(..., initboot = TRUE, nrBo = 20)
```

Starting values were calculated based on bootstrapped samples.

Multiple comparison corrections

Both functions offer corrections for multiple comparison

```
difNLR(..., p.adjust.method = "none")
...
No p-value adjustment for multiple comparisons
```

	Chisq-value	P-value
I1	6.2044	0.1844
I2	0.2802	0.9911
I3	2.7038	0.6086
I4	5.8271	0.2124
I5	48.0052	0.0000 ***
I6	7.2060	0.1254
I7	3.2390	0.5187
I8	16.8991	0.0020 **
I9	2.1595	0.7064
I10	4.6866	0.3210
I11	69.5328	0.0000 ***
I12	8.1931	0.0848 .
I13	2.5850	0.6295
I14	2.9478	0.5666
I15	20.6589	0.0004 ***

Signif. codes: 0 '***' 0.001 '**' 0.01 '*' 0.05 '.' 0.1 ' ' 1
Detection thresholds: 9.4877 (significance level: 0.05)

Items detected as DIF items:

- I5
- I8
- I11
- I15

Multiple comparison corrections

Both functions offer corrections for multiple comparison

```
difNLR(..., p.adjust.method = "holm")
...
Multiple comparisons made with Holm adjustment of p-values
```

	Chisq-value	P-value	Adj. P-value	
I1	6.2044	0.1844	1.0000	
I2	0.2802	0.9911	1.0000	
I3	2.7038	0.6086	1.0000	
I4	5.8271	0.2124	1.0000	
I5	48.0052	0.0000	0.0000	***
I6	7.2060	0.1254	1.0000	
I7	3.2390	0.5187	1.0000	
I8	16.8991	0.0020	0.0243	*
I9	2.1595	0.7064	1.0000	
I10	4.6866	0.3210	1.0000	
I11	69.5328	0.0000	0.0000	***
I12	8.1931	0.0848	0.9323	
I13	2.5850	0.6295	1.0000	
I14	2.9478	0.5666	1.0000	
I15	20.6589	0.0004	0.0048	**

Signif. codes: 0 '***' 0.001 '**' 0.01 '*' 0.05 '.' 0.1 ' ' 1
Detection thresholds: 9.4877 (significance level: 0.05)

Items detected as DIF items:

- I5
- I8
- I11
- I15

difNLR() and ddfMLR() functions offer item purification

```
fit <- difNLR(..., purify = TRUE, nrIter = 10)
```

```
fit$difPur
```

	I1	I2	I3	I4	I5	I6	I7	I8	I9	I10	I11	I12
Step0	0	0	0	0	1	0	0	1	0	0	1	0
Step1	1	0	0	0	1	0	0	1	0	0	1	0
Step2	0	0	0	0	1	0	0	1	0	0	1	0
Step3	1	0	0	0	1	0	0	1	0	0	1	0
Step4	0	0	0	0	1	0	0	1	0	0	1	0
Step5	1	0	0	0	1	0	0	1	0	0	1	0
Step6	0	0	0	0	1	0	0	1	0	0	1	0
Step7	1	0	0	0	1	0	0	1	0	0	1	0
Step8	0	0	0	0	1	0	0	1	0	0	1	0
Step9	1	0	0	0	1	0	0	1	0	0	1	0
Step10	0	0	0	0	1	0	0	1	0	0	1	0

Learn more

difNLR package exploited by ShinyItemAnalysis

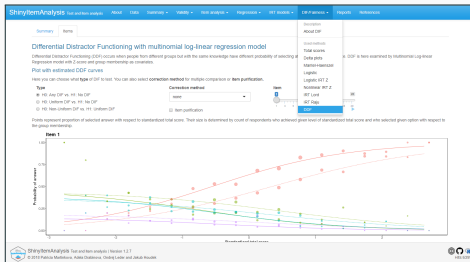
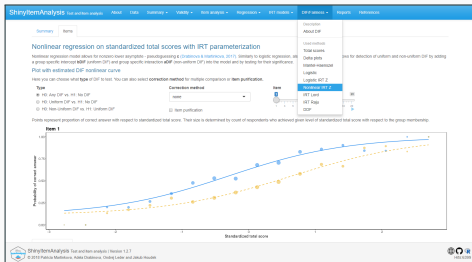
- R package and shiny application
- Available on  and also online at



<https://shiny.cs.cas.cz/ShinyItemAnalysis/>

and

<https://cemp.shinyapps.io/ShinyItemAnalysis/>



difNLR

- User-friendly R package for DIF/DDF detection
- Provides wide range of generalized logistic models
- Good properties in terms of power and rejection rate (Drabinová & Martinková, 2017)
- Offers features common in DIF/DDF detection
- Accessible via shiny application `ShinyItemAnalysis`

Drabinová, A. & Martinková, P. (2017) Detection of Differential Item Functioning with Nonlinear Regression: A Non-IRT Approach Accounting for Guessing. *Journal of Educational Measurement*, 54(4), 498-517.

drabinova@cs.cas.cz
www.cs.cas.cz/drabinova/

